

3C

Patient Name : MR. GOUTAM KUMAR AJIT KUMAR NAS
Age / Sex : 50Y 10M 30D/Male
IP/Reg.No/UHID : IP22619/UHID144269 /UHID144269
Report On : May 31 2023 7:01AM
Bedcategory/Bed N : SPECIAL/SPE-1
Sponsor : ADITYA BIRLA HEALTH INSURANCE CO
Passport No. :
Bill No : 492352
Sample Collected : May 31 2023 1:43AM
Sample Received : May 31 2023 1:49AM
Referred By : Dr.ANKUR CHIMANLAL PRAJAPATI
Consultant : Dr. Ankur Chimanlal Prajapati
Verified On : May 31 2023 9:53AM
Barcode No. : 359339

Test Name	Results	Units	Biological Reference
-----------	---------	-------	----------------------

HEMATOLOGY

Complete Blood Counts

Hemoglobin	↓ 7.9	gm/dl	12 - 15
RBC INDICES			
RBC Count	↓ 2.73	milliond/micro	4.7 - 6
PCV	↓ 23.9	L	
MCV	87.6	%	42 - 52
MCH	28.9	fl	81 - 98
MCHC	33.0	pg	27 - 31
RDW-CV	↑ 15.1	g/dl	32 - 36
Total WBC Count	7930	%	11.5 - 14.0
Differential Count		/ml	4000 - 10500
Neutrophils(Microscopic)	↑ 76	%	43 - 72
Lymphocytes	↓ 14	%	18 - 43
Eosinophils(Microscopic)	05	%	00 - 07
Monocytes	05	%	03 - 10
Platelet Count	225000	/cumm	150000 - 410000
Mean Platelet volume	11.9	fl	6.5 - 12.0
PCT	0.27	%	
PDW	16.2	%	

-----End of the Report-----

The Miracle Foundation

Dr. Manish Haridas Patel


Dr. Manish Haridas Patel
MD PATHOLOGY
Pathology

Prepared by

Reg No-G15110
Verified By

Laboratory Tests are subject to technical limitations. Clinically correlation is necessary.

t D & T : 31/05/2023 10:48:57



Our other units:
Ahmedabad | Botad | Chansad | Dabhoi | Mumbai | Surat

37

Patient Name : MR. GOUTAM KUMAR AJIT KUMAR NAS Bill No : 492553
Age / Sex : 50Y 10M 30D/Male Sample Collected : May 31 2023 4:58PM
IP/Reg.No/UHID : IP22619/UHID144269 /UHID144269 Sample Received : May 31 2023 4:59PM
Report On : May 31 2023 5:11PM Referred By : Dr. ANKUR CHIMANLAL PRAJAPATI
Bedcategory/Bed N : SPECIAL/SPE-12 Consultant : Dr. Ankur Chimanlal Prajapati
Sponsor : ADITYA BIRLA HEALTH INSURANCE CO Verified On : May 31 2023 7:55PM
Passport No. : Barcode No. : 359589

Test Name Results Units Biological Reference

BIOCHEMISTRY

Liver Function Test

S.G.P.T. (ALT)(IFCC Method) 36.17 IU/L 0 - 52
S.G.O.T. (AST)(IFCC Method) 38.08 IU/L 0 - 40
Gamma GT (GGT)(IFCC Method) 16.37 IU/L 0 - 50
Alkaline Phosphatase (ALP)(IFCC Method) 64.08 U/L 30 - 120

Bilirubin

Billirubin Total(DPD) 0.72 mg/dl 0.3 - 1.2
Billirubin Direct(DPD) 0.32 mg/dl 0 - 0.4
Billirubin Indirect(Calculated) 0.40 mg/dl 0.0 - 0.6

Total Protein

Protein(BIURET) 6.30 g/dl 6.0 - 8.3
Albumin(Bromocresol Green) ↓ 3.11 g/dl 3.5 - 5.0
Globulin(Calculated) 3.19 g/dl 2.3 - 4
Albumin Globulin Ratio(Calculated) 0.97 % 0.9 - 2.9

-----End of the Report-----

The Miracle Foundation

Dr. Piyush Gunvantbhal Vaghela

Dr. Piyush Gunvantbhal Vaghela
MD Pathology
Pathology

Prepared by

Reg No-G22185
Verified By

Laboratory Tests are subject to technical limitations. Clinically correlation is necessary.

Print Date & Time: 31/05/2023 21:55:17

35

Patient Name : MR. GOUTAM KUMAR AJIT KUMAR NAS Bill No : 492763
Age / Sex : 50Y 11M 1D/Male Sample Collected : Jun 2 2023 1:41AM
IP/Reg.No/UHID : IP22619/UHID144269 /UHID144269 Sample Received : Jun 2 2023 1:46AM
Report On : Jun 2 2023 5:50AM Referred By : Dr.ANKUR CHIMANLAL PRAJAPATI
Bedcategory/Bed N : SPECIAL/SPE-12 Consultant : Dr. Ankur Chimanlal Prajapat
Sponsor : ADITYA BIRLA HEALTH INSURANCE CO Verified On : Jun 2 2023 10:35AM
Passport No. : Barcode No. : 359848

Test Name	Results	Units	Biological Reference
BIOCHEMISTRY			
Electrolyte			
Sodium(ISE)	141	mmol/L	135 - 155
Potassium(ISE)	4.7	mmol/L	3.5 - 5.5
Chloride	↑ 111	mmol/L	98 - 107
Bicarbonate(ISE)	21.8	mEq/L	21 - 30

-----End of the Report-----

The Miracle Foundation

Mr. Dharmesh Pawar

Prepared by

Manish
Dr. Manish Haridas Patel
MD PATHOLOGY
Pathology

Reg No-G15110
Verified By

Laboratory Tests are subject to technical limitations. Clinically correlation is necessary.

! D & T : 02/06/2023 10:47.21

Our other units:
Ahmedabad | Botad | Chansad | Dabhoi | Mumbai | Surat





33

Patient Name : MR. GOUTAM KUMAR AJIT KUMAR NAS Bill No : 492763
Age / Sex : 50Y 11M 1D/Male Sample Collected : Jun 2 2023 1:41AM
IP/Reg.No/UHID : IP22619/UHID144269 /UHID144269 Sample Received : Jun 2 2023 1:46AM
Report On : Jun 2 2023 5:50AM Referred By : Dr.ANKUR CHIMANLAL PRAJAPATI
Bedcategory/Bed N : SPECIAL/SPE-12 Consultant : Dr. Ankur Chimanlal Prajapati
Sponsor : ADITYA BIRLA HEALTH INSURANCE CO Verified On : Jun 2 2023 10:35AM
Passport No. : Barcode No. : 359848

Test Name Results Units Biological Reference

BIOCHEMISTRY

Creatinine
S. Creatinine(JAFFE'S KINETIC) † 1.30 mg/dl 0.66 - 1.25

-----End of the Report-----

The Miracle Foundation

Mr. Dharmesh Pawar

Manish
Dr. Manish Haridas Patel
MD PATHOLOGY
Pathology

Prepared by

Reg No-G15110
Verified By

Laboratory Tests are subject to technical limitations. Clinically correlation is necessary.

! D & T : 02/06/2023 10:47.18

Our other units:
Ahmedabad | Botad | Chansad | Dabhoi | Mumbai | Surat




Patient Name : MR. GOUTAM KUMAR AJIT KUMAR NAS
 Age / Sex : 50Y 11M 1D/Male
 IP/Reg.No/UHID : IP22619/UHID144269 /UHID144269
 Report On : Jun 2 2023 10:35AM
 Bedcategory/Bed N : SPECIAL/SPE-12
 Sponsor : ADITYA BIRLA HEALTH INSURANCE CO
 Passport No. :
 Bill No : 492801
 Sample Collected : Jun 2 2023 10:23AM
 Sample Received : Jun 2 2023 10:23AM
 Referred By : Dr. ANKUR CHIMANLAL PRAJAPATI
 Consultant : Dr. Ankur Chimanlal Prajapati
 Verified On : Jun 2 2023 11:03AM
 Barcode No. : 359907

Test Name	Results	Units	Biological Reference
BIOCHEMISTRY			
C - Reactive Protein (CRP)(Immuno Turbidometry)	↑ 22.00	mg/l	0.0 - 5.0

-----End of the Report-----

The Miracle Foundation

Dr. Manish Haridas Patel


 Dr. Manish Haridas Patel
 MD PATHOLOGY
 Pathology

Prepared by

Reg No-G15110
 Verified By

Laboratory Tests are subject to technical limitations. Clinically correlation is necessary.

D & T : 02/06/2023 12:58:08

Page 1 of 1

Our other units:
Ahmedabad | Botad | Chansad | Dabhoi | Mumbai | Surat



Patient Name : MR. GOUTAM KUMAR AJIT KUMAR NAS
Age / Sex : 50Y 11M 1D/Male
IP/Reg.No/UHID : IP22619/UHID144269 /UHID144269
Report On : Jun 2 2023 10:35AM
Bedcategory/Bed N : SPECIAL/SPE-12
Sponsor : ADITYA BIRLA HEALTH INSURANCE CO
Passport No. :
Bill No : 492801
Sample Collected : Jun 2 2023 10:23AM
Sample Received : Jun 2 2023 10:23AM
Referred By : Dr.ANKUR CHIMANLAL PRAJAPATI
Consultant : Dr. Ankur Chimanlal Prajapati
Verified On : Jun 2 2023 11:03AM
Barcode No. : 359908

Test Name	Results	Units	Biological Reference
-----------	---------	-------	----------------------

HEMATOLOGY

Complete Blood Counts

Hemoglobin	↓ 8.4	gm/dl	12 - 15
RBC INDICES			
RBC Count	↓ 2.87	milliond/micro L	4.7 - 6
PCV	↓ 25.5	%	42 - 52
MCV	88.6	fl	81 - 98
MCH	29.4	pg	27 - 31
MCHC	33.1	g/dl	32 - 36
RDW-CV	↑ 16.0	%	11.5 - 14.0
Total WBC Count	6900	/ml	4000 - 10500

Differential Count

Neutrophils(Microscopic)	↑ 79	%	43 - 72
Lymphocytes	↓ 12	%	18 - 43
Eosinophils(Microscopic)	03	%	00 - 07
Monocytes	06	%	03 - 10
Platelet Count	281000	/cumm	150000 - 410000
Mean Platelet volume	11.6	fl	6.5 - 12.0
PCT	0.33	%	
PDW	16.0	%	

-----End of the Report-----

Dr. Manish Haridas Patel

manish
Dr. Manish Haridas Patel
MD PATHOLOGY
Pathology

Prepared by

Reg No-G15110
Verified By

Laboratory Tests are subject to technical limitations. Clinically correlation is necessary.

Int D & T : 02/06/2023 12:58.10

Page 1 of 1

Our other units:

Ahmedabad | Botad | Chansad | Dabhoi | Mumbai | Surat



Patient Name : MR. GOUTAM KUMAR AJIT KUMAR NA Bill No : 492918
Age / Sex : 50Y 11M 1D/Male Sample Collected : Jun 2 2023 3:37PM
IP/Reg.No/UHID : IP22619/UHID144269 /UHID144269 Sample Received : Jun 2 2023 3:38PM
Report On : Jun 2 2023 3:47PM Referred By : Dr.ANKUR CHIMANLAL PRAJAPAT
Bedcategory/Bed : SPECIAL/SPE-12 Consultant : Dr. Ankur Chimanlal Prajapati
Sponsor : ADITYA BIRLA HEALTH INSURANCE C Verified On : Jun 2 2023 6:35PM
Passport No. : Barcode No. : 359979

Test Name Results Units Biological Reference

CLINICAL PATHOLOGY

Urine Routine Micro

PHYSICAL EXAMINATION

Quantity 30 mL
Colour Pale Yellow
Appearance Clear

CHEMICAL EXAMINATION

PH 6.5 4.6-8.0
Specific Gravity 1.020 1.005-1.030
URINE PROTEIN Trace
Urine Sugar Absent
KETONES Absent
Blood Trace
Bilirubin Absent
Urobilinogen Normal
Urine Bile Salts Absent
Urine Bile Pigments Absent

MICROSCOPIC EXAMINATION

Pus Cells 0-2 / hpf
Red blood Cells 4-5/hpf
Epithelial cells 1 - 2 / hpf
Casts Nil /HPF
Crystals Nil /HPF

-----End of Report-----

Mr. Mitesh Shyam Lama

Manish
Dr. Manish Haridas Patel
MD PATHOLOGY
Pathology

Prepared by

Reg No-G15110
Verified By

Laboratory Tests are subject to technical limitations. Clinically correlation is necessary.



Patient Name : MR. GOUTAM KUMAR AJIT KUMAR NA
Age / Sex : 50Y 11M 1D/Male
IP/Reg.No/UHID : IP22619/UHID144269 /UHID144269
Report On : Jun 5 2023 1:22PM
Bedcategory/Bed : SPECIAL/SPE-12
Sponsor : ADITYA BIRLA HEALTH INSURANCE C
Passport No. :

49
Bill No : 492928
Sample Collected : Jun 2 2023 4:57PM
Sample Received : Jun 2 2023 4:57PM
Referred By : Dr.ANKUR CHIMANLAL PRAJAPAT
Consultant : Dr. Ankur Chimanlal Prajapati
Verified On : Jun 5 2023 1:55PM
Barcode No. : 359997

Test Name	Results	Units	Biological Reference
-----------	---------	-------	----------------------

MICROBIOLOGY


Urine Culture Sensitivity

Sample	URINE
Specimen	1 - 2 / hpf
Pus Cell	No Pathogenic Organism isolated after 48 hrs aerobic incubation.
Organism Isolated	

-----End of Report-----

The Miracle Foundation

Dr. Nirav Pandya


Dr. Nirav Pandya
Microbiology

Prepared by

Verified By

Laboratory Tests are subject to technical limitations. Clinically correlation is necessary.

Print D & T : 05/06/2023 15:47.11

Page 1 of 1

Our other units:
Ahmedabad | Botad | Chansad | Dabhoi | Mumbai | Surat




Patient Name : MR. GOUTAM KUMAR AJIT KUMAR NAS Bill No : 492929
Age / Sex : 50Y 11M 1D/Male Sample Collected : Jun 2 2023 5:03PM
IP/Reg.No/UHID : IP22619/UHID144269 /UHID144269 Sample Received : Jun 2 2023 5:04PM
Report On : Jun 2 2023 6:06PM Referred By : Dr. ANKUR CHIMANLAL PRAJAPATI
Bedcategory/Bed N : SPECIAL/SPE-12 Consultant : Dr. Ankur Chimanlal Prajapati
Sponsor : ADITYA BIRLA HEALTH INSURANCE CO Verified On : Jun 2 2023 6:31PM
Passport No. : Barcode No. : 359998

Test Name	Results	Units	Biological Reference
HEMATOLOGY			
Peripheral Smear Study			
RBC Morphology	anisocytosis, predominantly macrocytic, mildly hypochromic.		
WBC Morphology	normal		
Platelets Morphology	adequate		
Malarial Parasite			
Peripheral smear	Malarial Parasite not detected on Thin and Thick smears.		
-----End of the Report-----			

The Miracle Foundation

Dr. Manish Haridas Patel


Dr. Manish Haridas Patel
MD PATHOLOGY
Pathology

Prepared by

Reg No-G15110
Verified By

Laboratory Tests are subject to technical limitations. Clinical correlation is necessary.

dt D & T : 02/06/2023 18:41:57

Our other units:
Ahmedabad | Botad | Chansad | Dabhoi | Mumbai | Surat



Patient Name : MR. GOUTAM KUMAR AJIT KUMAR NAS
Age / Sex : 50Y 11M 1D/Male
IP/Reg.No/UHID : IP22619/UHID144269 /UHID144269
Report On : Jun 2 2023 6:06PM
Bedcategory/Bed N : SPECIAL/SPE-12
Sponsor : ADITYA BIRLA HEALTH INSURANCE CO
Passport No. :
Bill No : 492929
Sample Collected : Jun 2 2023 5:03PM
Sample Received : Jun 2 2023 5:04PM
Referred By : Dr. ANKUR CHIMANLAL PRAJAPATI
Consultant : Dr. Ankur Chimanlal Prajapati
Verified On : Jun 2 2023 6:24PM
Barcode No. : 359999

Test Name	Results	Units	Biological Reference
Ferritin Level(Chemiluminescence)	<u>IMMUNOASSAY</u> ↑ 287.50	ng/ml	20 - 200 < 10 : Iron Deficiency Anaemia 10 - 20 : Borderline 20 - 200:Normal

Interpretation : Done on COBAS e 411 by CLIA Immunoassay system.

-----End of the Report-----

Verified

Dr. Manish Haridas Patel

Manish
Dr. Manish Haridas Patel
MD PATHOLOGY
Pathology

Prepared by

Reg No-G15110
Verified By

Laboratory Tests are subject to technical limitations. Clinically correlation is necessary.

Int D & T : 02/06/2023 18:41:59

Our other units:
Ahmedabad | Botad | Chansad | Dabhoi | Mumbai | Surat



Patient Name : MR. GOUTAM KUMAR AJIT KUMAR NASKAR
Age & Sex. : 50Y 11M 1D/Male
Referred By : Dr. ANKUR CHIMANLAL PRAJAPATI
Bed Catg./ No : SPECIAL / SPE-12
Consultant : Dr. Ankur Chimanlal Prajapati - Physician (FT007)

Bill No. / : 492903
IP/Reg No. : IP22619/UHID144269
Received : 02/06/2023 02:22
On PM
Reported : 02/06/2023 05:04
On PM

CT BRAIN(PLAIN)

PROTOCOL:

Multislice CT scan of the brain was performed using volume acquisition from the vertex to the skull base, using 1mm collimation on a MDCT, without IV administration of contrast.

OBSERVATIONS:

Post operative status.

Large bony defect seen at left fronto parietal temporal bone.

Hypodense edema seen at left fronto parietal and left basal ganglia region.

Midline shift of 3 mm towards right. Mild effacement of left lateral ventricle.

Few air foci seen at left fronto - parietal lobe region.

Skin suture seen on left side.

No significant focal lesion is seen in supra tentorial brain.

Sulci and cisterns are normal.

Brain stem and cerebellum do not show significant focal lesion.

No significant depressed fracture of skull vault is seen.

No evidence of significant dislocation or subluxation involving bilateral temporo-mandibular joints.

Mucosal thickening seen at bilateral ethmoid and right maxillary sinus

Bilateral orbits, mastoids & the visualized paranasal sinuses do not show significant abnormality.

Burr hole seen at right frontal bone.

As compare with previous scan , there is near complete resolved intraparenchymal hemorrhage and ventricular hemorrhage .

Mr. Rahul Govindbhai
Padhiyar
B.Com
Radiology
(Prepared & Verified By)

Mr. Harshadbhai Jagdishbhai Rathva - Radiology
(ATL0943)
(Technician Name)

D. Mehl J
Prajapati
Radiology
(Reg No. G-1367)

Our other units:
Ahmedabad | Botad | Chansad | Dabhoi | Mumbai | Surat

Checked By

Patient Name : MR. GOUTAM KUMAR AJIT KUMAR NAS
Age / Sex : 50Y 11M 2D/Male
IP/Reg.No/UHID : IP22619/UHID144269 /UHID144269
Report On : Jun 3 2023 6:45AM
Bedcategory/Bed N : SPECIAL/SPE-12
Sponsor : ADITYA BIRLA HEALTH INSURANCE CO
Passport No. :
Bill No : 492950
Sample Collected : Jun 3 2023 12:36AM
Sample Received : Jun 3 2023 1:52AM
Referred By : Dr. ANKUR CHIMANLAL PRAJAPATI
Consultant : Dr. Ankur Chimanlal Prajapati
Verified On : Jun 3 2023 10:11AM
Barcode No. : 360029

Test Name	Results	Units	Biological Reference
BIOCHEMISTRY			
Electrolyte			
Sodium(ISE)	135	mmol/L	135 - 155
Potassium(ISE)	4.6	mmol/L	3.5 - 5.5
Chloride	↑ 108	mmol/L	98 - 107
Bicarbonate(ISE)	↓ 19.4	mEq/L	21 - 30
-----End of the Report-----			

Mr. Dharmesh Pawar

Prepared by


Manish
Dr. Manish Haridas Patel
MD PATHOLOGY
Pathology

Reg No-G15110
Verified By

Laboratory Tests are subject to technical limitations. Clinically correlation is necessary.

D & T : 03/06/2023 10:35:55

Our other units:
Ahmedabad | Botad | Chansad | Dabhoi | Mumbai | Surat



Patient Name : MR. GOUTAM KUMAR AJIT KUMAR NAS
Age / Sex : 50Y 11M 2D/Male
IP/Reg.No/UHID : IP22619/UHID144269 /UHID144269
Report On : Jun 3 2023 6:45AM
Bedcategory/Bed N : SPECIAL/SPE-12
Sponsor : ADITYA BIRLA HEALTH INSURANCE CO
Passport No. :
Bill No : 492950
Sample Collected : Jun 3 2023 12:36AM
Sample Received : Jun 3 2023 1:52AM
Referred By : Dr. ANKUR CHIMANLAL PRAJAPATI
Consultant : Dr. Ankur Chimanlal Prajapati
Verified On : Jun 3 2023 10:11AM
Barcode No. : 360029

Test Name	Results	Units	Biological Reference
-----------	---------	-------	----------------------

BIOCHEMISTRY

Creatinine

S. Creatinine(JAFFE'S KINETIC)

1.13

mg/dl

0.66 - 1.25

-----End of the Report-----

The Miracle Foundation

Mr. Dharmesh Pawar

Prepared by

manish
Dr. Manish Haridas Patel
MD PATHOLOGY
Pathology

Reg No-G15110

Verified By

Laboratory Tests are subject to technical limitations. Clinically correlation is needed. arj.

Int D & T : 03/08/2023 10:35:53

Our other units:

Ahmedabad | Botad | Chansad | Dabhoi | Mumbai | Surat



Page 1 of 1

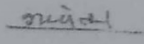
47

Patient Name : MR. GOUTAM KUMAR AJIT KUMAR NAS
Age / Sex : 50Y 11M 3D/Male
IP/Reg.No/UHID : IP22619/UHID144269 /UHID144269
Report On : Jun 4 2023 7:00AM
Bedcategory/Bed N : SPECIAL/SPE-12
Sponsor : ADITYA BIRLA HEALTH INSURANCE CO
Passport No. :
Bill No : 493152
Sample Collected : Jun 4 2023 12:53AM
Sample Received : Jun 4 2023 12:53AM
Referred By : Dr. ANKUR CHIMANLAL PRAJAPATI
Consultant : Dr. Ankur Chimanlal Prajapati
Verified On : Jun 4 2023 3:14PM
Barcode No. : 360280

Test Name	Results	Units	Biological Reference
BIOCHEMISTRY			
Electrolyte			
Sodium(ISE)	↓ 134	mmol/L	135 - 155
Potassium(ISE)	4.8	mmol/L	3.5 - 5.5
Chloride	↑ 108	mmol/L	98 - 107
Bicarbonate(ISE)	↓ 19.9	mEq/L	21 - 30
Creatinine			
S. Creatinine(JAFFE'S KINETIC)	1.02	mg/dl	0.66 - 1.25
C - Reactive Protein (CRP)(Immuno Turbidometry)	↑ 11.64	mg/l	0.0 - 5.0

-----End of the Report-----

Dr. Manish Haridas Patel


Dr. Manish Haridas Patel
MD PATHOLOGY
Pathology

Prepared by

Reg No-G15110
Verified By

Laboratory Tests are subject to technical limitations. Clinically correlation is necessary.

Int D & T : 04/06/2023 17:57:31

Page 1 of 1

Our other units:
Ahmedabad | Botad | Chansad | Dabhoi | Mumbai | Surat



48

Patient Name : MR. GOUTAM KUMAR AJIT KUMAR NAS Bill No : 493152
Age / Sex : 50Y 11M 3D/Male Sample Collected : Jun 4 2023 12:53AM
IP/Reg.No/UHID : IP22619/UHID144269 /UHID144269 Sample Received : Jun 4 2023 12:53AM
Report On : Jun 4 2023 7:00AM Referred By : Dr. ANKUR CHIMANLAL PRAJAPATI
Bedcategory/Bed N : SPECIAL/SPE-12 Consultant : Dr. Ankur Chimanlal Prajapati
Sponsor : ADITYA BIRLA HEALTH INSURANCE CO Verified On : Jun 4 2023 3:14PM
Passport No. : Barcode No. : 360281

Test Name	Results	Units	Biological Reference
HEMATOLOGY			
Complete Blood Counts			
Hemoglobin	↓ 7.6	gm/dl	12 - 15
RBC INDICES			
RBC Count	↓ 2.65	milliond/micro	4.7 - 6
PCV	↓ 23.5	%	42 - 52
MCV	88.4	fl	81 - 98
MCH	28.6	pg	27 - 31
MCHC	32.4	g/dl	32 - 36
RDW-CV	↑ 16.1	%	11.5 - 14.0
Total WBC Count	6200	/ml	4000 - 10500
Differential Count			
Neutrophils(Microscopic)	70	%	43 - 72
Lymphocytes	↓ 16	%	18 - 43
Eosinophils(Microscopic)	07	%	00 - 07
Monocytes	07	%	03 - 10
Platelet Count	283000	/cumm	150000 - 410000
Mean Platelet volume	10.9	fl	6.5 - 12.0
PCT	0.31	%	
PDW	16.1	%	

-----End of the Report-----

Dr. Manish Haridas Patel

manish
Dr. Manish Haridas Patel
MD PATHOLOGY
Pathology

Prepared by

Reg No-G15110
Verified By

Laboratory Tests are subject to technical limitations. Clinically correlation is necessary.



Patient Name	: MR. GOUTAM KUMAR NASKAR	Bill No	: 493235
Age / Sex	: 50Y 11M 3D/Male	Sample Collected	: Jun 4 2023 5:04PM
IP/Reg.No/UHID	: IP22619/UHID144269 /UHID144269	Sample Received	: Jun 4 2023 5:04PM
Report On	: Jun 14 2023 12:33PM	Referred By	: Dr.ANKUR CHIMANLAL PRAJAPATI
Bedcategory/Bed N	: SPECIAL/SPE-12	Consultant	: Dr. Ankur Chimanlal Prajapati
Sponsor	: ADITYA BIRLA HEALTH INSURANCE CO	Verified On	: Jun 14 2023 12:33PM
Passport No.	:	Barcode No.	: 360336

Test Name	Results	Units	Biological Reference
-----------	---------	-------	----------------------

MICROBIOLOGY

T T Culture & Sensitivity

Sample

Specimen

Organism Isolated

T T SECRETION

Growth of Gram negative bacilli

Remarks : Identification & Sensitivity testing by Vitek method was added. Its report from outsourced lab is released separately.

-----End of the Report-----

The Miracle Foundation

Dr. Nirav Pandya

Dr. Nirav Pandya
Microbiology

Prepared by

Verified By


Laboratory Tests are subject to technical limitations. Clinically correlation is necessary.

Printed Date & Time: 16/06/2023 15:41:16

Page 1 of 1

Our other units:
Ahmedabad | Bofad | Chansad | Dabhol | Mumbai | Surat





54

Name : Mr. Goutamkumar A Naskar
Age/Sex : 50 Years / Male
Ref. By : Dr. Ankur Prajapati M.D. Medicine
Client Name : BAPS SM Hospital
Dispatch At : BAPS Hospital

Page No. : Page 2 of 2
Reg. No : 306100214
Reg. Date : 06-Jun-2023 02:29 PM
Collected On : 06-Jun-2023 02:10 PM
Approved On : 08-Jun-2023 10:47 AM
Ref No. : UHID144269

Sample Status: Hospital Collection

Sample : -

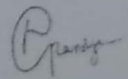
Report Status : Final

Remarks: Proteus vulgaris is usually intrinsically resistant to Colistin.
Kindly avoid using Colistin for this patient despite in-vitro sensitivity. Kindly consider sending a repeat sample for culture, if clinically indicated.

Notes:
Automated MIC based results by Biomérieux Vitek 2 system. Antibiotics without MIC values in the report are tested by the Disk Diffusion method.
Antibiotic Sensitivity breakpoints are based on CLSI 2023 guidelines.
Please read in touch with our Microbiologist to understand the use of MIC value in the management of antibiotic therapy for the patient.
Please select antibiotic judiciously and try to reserve higher antibiotics. Also consider de-escalation to narrower spectrum or oral antibiotics as per AST results.
All β -lactam drugs should be given as extended infusion of not less than 3 hours.
Aminoglycoside monotherapy can result in worse clinical outcomes. Kindly consider combination therapy for aminoglycosides for most indications other than UTI.


----- End Of Report -----

This is an Electronically Authenticated Report

Approved By : 
Dr Niray Pandya
MD (Microbiology), G-39451
Clinical Microbiologist & Head,
Division of Microbiology & Molecular
Testing

Laboratory tests are subject to technical limitations. Clinical correlation is necessary.

Sneh Plaza, 5-A, Shree Nagar Society, B/s. Jain Derasar, Nr. Cow Circle, Akota, Vadodara - 390 020
Phone : +91-96380 19199 | E-mail : info@udayanlabs.com



Name : Mr. Goutamkumar A Naskar
Age/Sex : 50 Years / Male
Ref. By : Dr. Ankur Prajapati M.D. Medicine
Client Name : BAPS SM Hospital
Dispatch At : BAPS Hospital

Page No. : Page 1 of 2
Reg. No : 306100214
Reg. Date : 06-Jun-2023 02:29 PM
Collected On : 06-Jun-2023 02:10 PM
Approved On : 08-Jun-2023 10:47 AM
Ref No. : UHID144269

Sample Status: Hospital Collection

Sample : -

Report Status : Final

Specimen : -

Organism : Proteus vulgaris


Antibiotics	Sensitivity	MIC	Breakpoints (mcg/ml or mm)		
			S	I	R
Ciprofloxacin	Resistant	>=4	<=0.25	0.5 - 0.5	>=1
Levofloxacin	Resistant	>=8	<=0.5	1 - 1	>=2
Cefotaxime	Resistant		>=23	20 - 22	<=19
Cefuroxime	Resistant				
Cefepime	Resistant	>=32	<=2	8 - 4	>=16
Ceftazidime	Resistant	>=64			
Amoxicillin + Clavulanic acid	Resistant				
Piperacillin + Tazobactam	Resistant	>=128	<=8	16 - 16	>=32
Cefoperazone + Sulbactam	Resistant	>=64	<=16	32 - 32	>=64
Cefepime + Tazobactam	Resistant		>=25	19 - 24	<=18
Amikacin	Resistant	64	<=16	32 - 32	>=64
Gentamicin	Resistant	>=16	<=4	8 - 8	>=16
Tobramycin	Resistant		>=15	13 - 14	<=12
Trimethoprim/Sulfamethoxazole	Resistant	>=320	<=40		>=80
Minocycline	Sensitive	2	<=4	8 - 8	>=16
Imipenem	Resistant	>=16	<=1	2 - 2	>=4
Meropenem	Resistant	>=16	<=1	2 - 2	>=4
Ertapenem	Resistant	6	<=0.5	1 - 1	>=2
Colistin	Sensitive	<=0.5	<=4		>=2
Polymixin-B	Sensitive				

This is an Electronically Authenticated Report.

Approved By : Dr Nirav Pandya
MD (Microbiology), G-39451
Clinical Microbiologist & Head,
Division of Microbiology & Molecular
Testing

Laboratory tests are subject to technical limitations. Clinical correlation is necessary.

Sneh Plaza, 5-A, Shree Nagar Society, B/s. Jain Derasar, Nr. Cow Circle, Akota, Vadodara - 390 020
Phone : +91-96380 19199 | E-mail : info@udayanlabs.com



Name : Mr. Goutamkumar A Naskar
Age/Sex : 50 Years / Male
Ref. By : Dr. Ankur Prajapati M.D. Medicine
Client Name : BAPS SM Hospital
Dispatch At : BAPS Hospital

Page No. : Page 1 of 1
Reg. No : 306100214
Reg. Date : 06-Jun-2023 02:29 PM
Collected On : 06-Jun-2023 02:10 PM
Approved On : 08-Jun-2023 10:47 AM
Ref No. : UHID144269

Sample Status: Hospital Collection

Sample : -

Report Status : Final

Test	Result	Unit	Biological Ref. Interval
Identification & Sensitivity testing, Automated method			
Specimen	Culture plate with growth of Gram-negative bacilli (Source: TT secretion)		
Organism	Proteus vulgaris		
Colony count	Moderate growth		
Type of Resistance	Carbapenem Resistant Enterobacteriaceae (CRE)		

Method:
Automated identification & MIC based AST results by Biomerieux Vitek 2 system - Modified Kirby Bauer method

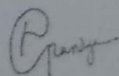
----- End Of Report -----

This is an Electronically Authenticated Report.



MC-5631

Laboratory tests are subject to technical limitations. Clinical correlation is necessary.

Approved By : 
Dr Nirav Pandya
MD (Microbiology), G-39451
Clinical Microbiologist & Head,
Division of Microbiology & Molecular
Testing

Sneh Plaza, 5-A, Shree Nagar Society, B/s. Jain Derasar, Nr. Cow Circle, Akota, Vadodara - 390 020
Phone : +91-96380 19199 | E-mail : info@udayanlabs.com

52


Patient Name : MR. GOUTAM KUMAR AJIT KUMAR NAS
 Age / Sex : 50Y 11M 6D/Male
 IP/Reg.No/UHID : IP22619/UHID144269 /UHID144269
 Report On : Jun 7 2023 7:17AM
 Bedcategory/Bed N : SPECIAL/SPE-12
 Sponsor : ADITYA BIRLA HEALTH INSURANCE CO
 Passport No. :
 Bill No : 493828
 Sample Collected : Jun 7 2023 2:15AM
 Sample Received : Jun 7 2023 3:10AM
 Referred By : Dr. ANKUR CHIMANLAL PRAJAPATI
 Consultant : Dr. Ankur Chimanal Prajapati
 Verified On : Jun 7 2023 9:16AM
 Barcode No. : 360803

Test Name	Results	Units	Biological Reference
BIOCHEMISTRY			
Electrolyte			
Sodium(ISE)	↓ 132	mmol/L	135 - 155
Potassium(ISE)	4.7	mmol/L	3.5 - 5.5
Chloride	105	mmol/L	98 - 107
Bicarbonate(ISE)	21.6	mEq/L	21 - 30
Creatinine			
S. Creatinine(JAFFE'S KINETIC)	1.16	mg/dl	0.66 - 1.25
C - Reactive Protein (CRP)(Immuno Turbidometry)	4.98	mg/l	0.0 - 5.0

-----End of the Report-----

The Miracle Foundation

Dr. Manish Haridas Patel


 Dr. Manish Haridas Patel
 MD PATHOLOGY
 Pathology

Prepared by

Reg No-G15110
 Verified By

Laboratory Tests are subject to technical limitations. Clinically correlation is necessary.

Printed & T: 07/06/2023 10:48:12

Page 1 of 1

Our other units:
 Ahmedabad | Borad | Chansad | Dabhoi | Mumbai | Surat



53

Patient Name : MR. GOUTAM KUMAR AJIT KUMAR NAS
 Age / Sex : 50Y 11M 6D/Male
 IP/Reg.No/UHID : IP22619/UHID144269 /UHID144269
 Report On : Jun 7 2023 7:17AM
 Bedcategory/Bed N : SPECIAL/SPE-12
 Sponsor : ADITYA BIRLA HEALTH INSURANCE CO
 Passport No. :
 Bill No : 493828
 Sample Collected : Jun 7 2023 2:15AM
 Sample Received : Jun 7 2023 3:10AM
 Referred By : Dr.ANKUR CHIMANLAL PRAJAPATI
 Consultant : Dr. Ankur Chimanlal Prajapati
 Verified On : Jun 7 2023 10:46AM
 Barcode No. : 360802

Test Name	Results	Units	Biological Reference
-----------	---------	-------	----------------------

Complete Blood Counts

HEMATOLOGY

Hemoglobin	↓ 8.2	gm/dl	12 - 15
RBC INDICES			
RBC Count	↓ 2.81	milliond/micro	4.7 - 6
PCV		L	
MCV	↓ 24.3	%	42 - 52
MCH	86.5	fl	81 - 98
MCHC	29.2	pg	27 - 31
RDW-CV	33.8	g/dl	32 - 36
Total WBC Count	↑ 17.0	%	11.5 - 14.0
Differential Count	4840	/ml	4000 - 10500
Neutrophils(Microscopic)	69	%	43 - 72
Lymphocytes	↓ 16	%	18 - 43
Eosinophils(Microscopic)	↑ 08	%	00 - 07
Monocytes	07	%	03 - 10
Platelet Count	277000	/cumm	150000 - 410000
Mean Platelet volume	10.2	fl	6.5 - 12.0
PCT	0.28	%	
PDW	16.2	%	

-----End of the Report-----

Dr. Manish Haridas Patel

Manish Patel
 Dr. Manish Haridas Patel
 MD PATHOLOGY
 Pathology

Prepared by

Reg No-G15110
 Verified By

Laboratory Tests are subject to technical limitations. Clinically correlation is necessary.

Int D & T : 07/06/2023 10:48:15

Page 1 of 1

Our other units:
 Ahmedabad | Botad | Chansad | Dabhoi | Mumbai | Surat



Patient Name : MR. GOUTAM KUMAR NASKAR
Age / Sex : 50Y 11M 6D/Male
IP/Reg.No/UHID : IP22619/UHID144269 /UHID144269
Report On : Jun 7 2023 1:02PM
Bedcategory/Bed : SPECIAL/SPE-12
Sponsor : ADITYA BIRLA HEALTH INSURANCE C
Passport No. :
Bill No : 503948
Sample Collected : Jun 7 2023 12:53PM
Sample Received : Jun 7 2023 12:55PM
Referred By : Dr. ANKUR CHIMANLAL PRAJAPAT
Consultant : Dr. Ankur Chimanlal Prajapati
Verified On : Jun 7 2023 2:19PM
Barcode No. : 360908

Test Name	Results	Units	Biological Reference
-----------	---------	-------	----------------------

Urine Routine Micro

CLINICAL PATHOLOGY

PHYSICAL EXAMINATION

Quantity	30	mL	
Colour	Pale Yellow		
Appearance	Clear		

CHEMICAL EXAMINATION

PH	5.5		4.6-8.0
Specific Gravity	1.020		1.005-1.030
URINE PROTEIN	Absent		
Urine Sugar	Absent		
KETONES	Absent		
Blood	Absent		
Bilirubin	Absent		
Urobilinogen	Normal		
Urine Bile Salts	Absent		
Urine Bile Pigments	Absent		

MICROSCOPIC EXAMINATION

Pus Cells	0-2 / hpf		
Red blood Cells	Nil		
Epithelial cells	1 - 2 / hpf		
Casts	Nil	/HPF	
Crystals	Nil	/HPF	

-----End of Report-----

Ms. Renukaben Rathva

Manish
Dr. Manish Haridas Patel
MD PATHOLOGY
Pathology

Prepared by

Reg No-G15110
Verified By

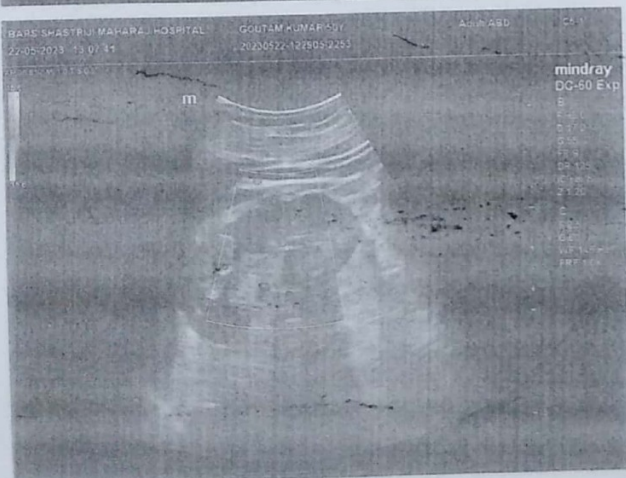
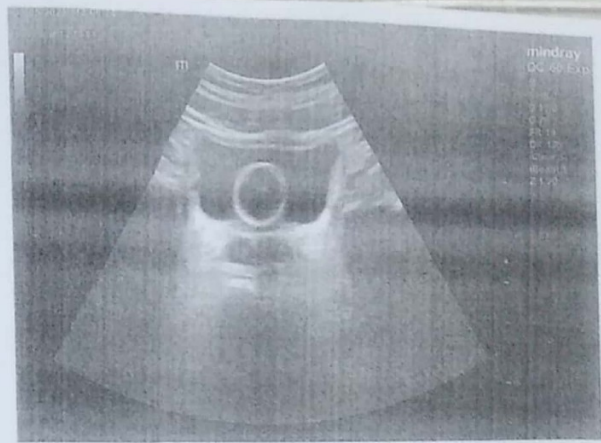
Laboratory Tests are subject to technical limitations. Clinically correlation is necessary.

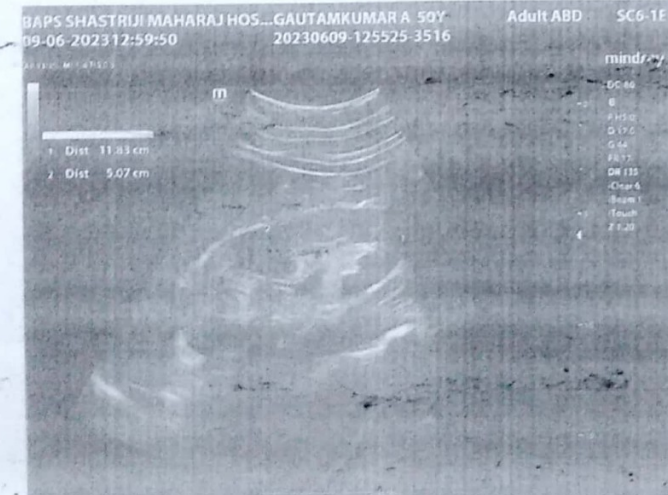
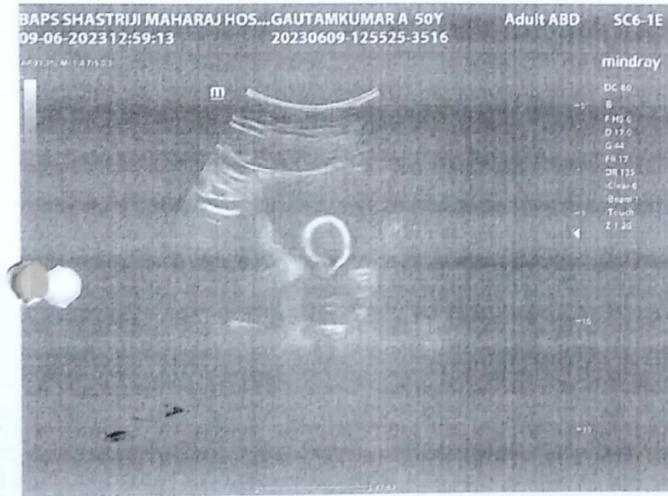
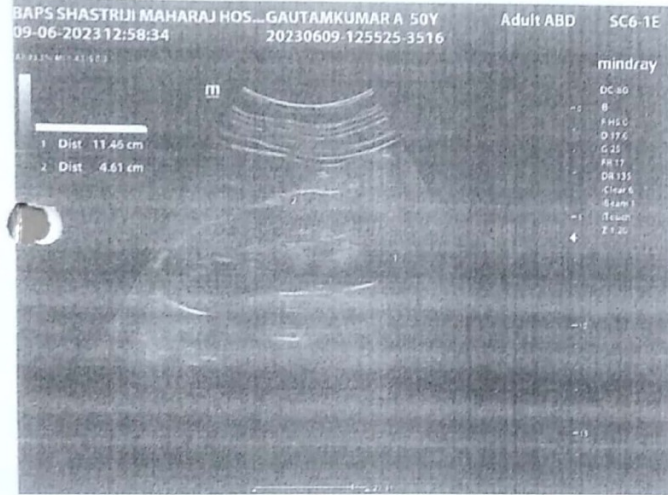
Int D & T : 07/06/2023 15:05.11

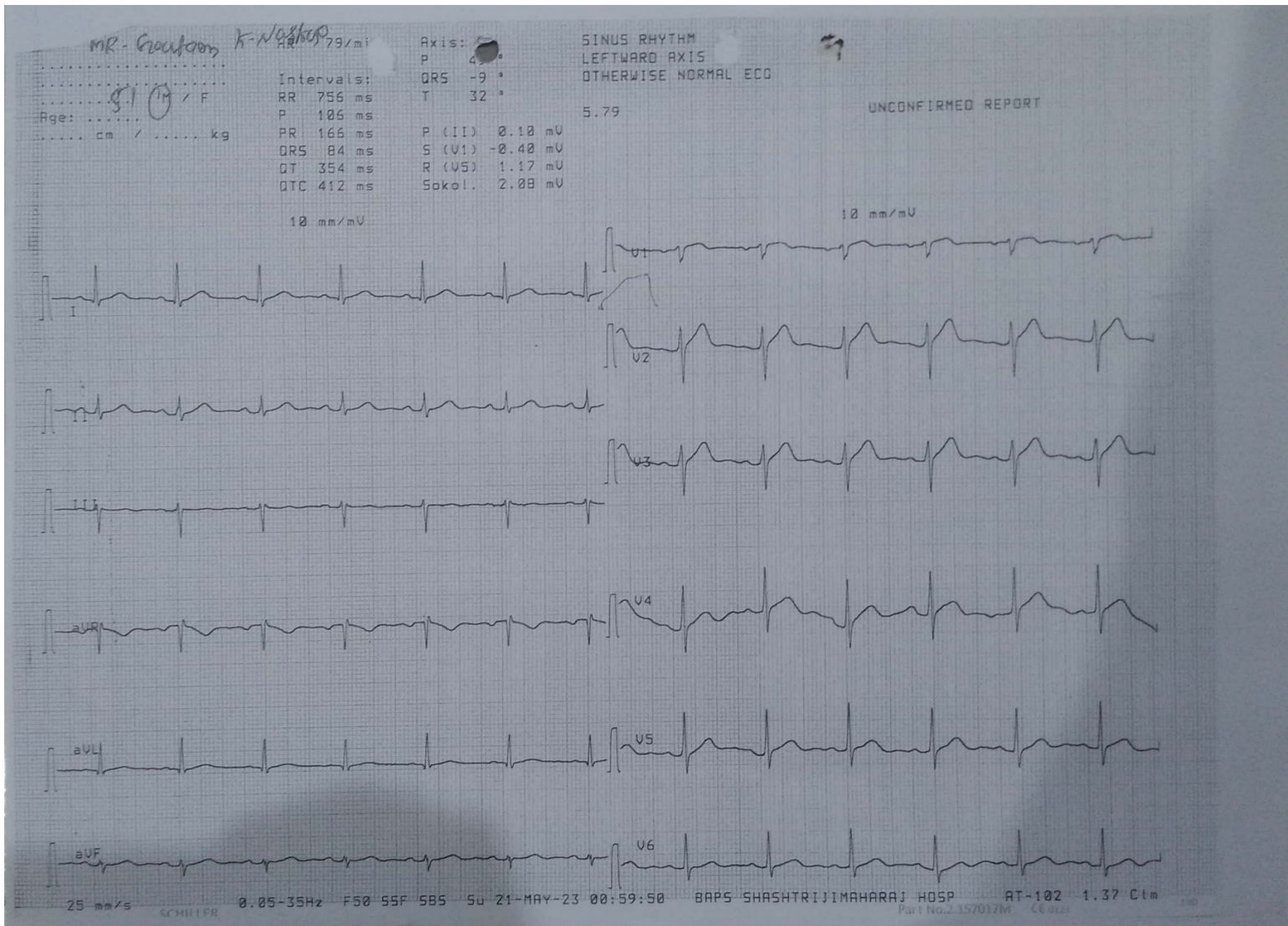
Page 1 of 1

Our other units:
Ahmedabad | Botad | Chansad | Dabhol | Mumbai | Surat









The Miracle Foundation

BEDSIDE EEG REPORT

Name: GAUTAM KUMAR NASKAR Age: 50 Sex: - Male
Test Date : 07-06-2023

Indication: BEDSIDE EEG

Seizures in last 24 Hours: No

Skull Defect: Yes

Procedure:

This Bedside EEG record was done on 07-06-2023 according to the 10-20 International Scalp electrode placement system.

Activation procedure: No

Findings:

This EEG record showed asymmetric slow background activity of 7-8 Hz in frequency and 30-40 mV in amplitude over Right Hemisphere and 5-6 Hz in frequency and 20-30 mV in amplitude over Left Hemisphere.

Sleep markers are not well formed over Left Hemisphere.

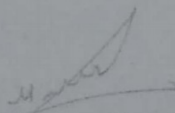
Non Epileptiform Abnormality- Generalized asymmetric slowing 7-8 Hz in frequency over Right Hemisphere and 5-6 Hz over Left Hemisphere.

Epileptiform abnormality -- No

No evidence of status Epilepticus.

Impression:

The EEG Findings are Suggestive of Generalized asymmetric slowing (Predominantly over Left Hemisphere) suggestive of Encephalopathy. Please correlate clinically.


Dr. Mihir Parekh

MD DNB(Neurology), PDF(Epilepsy)

Consultant Neurologist and Epileptologist

THIS REPORT IS NOT MEDICOLEGAL DOCUMENT.

Patient Name : MR. GOUTAM KUMAR NASKAR
 Age / Sex : 50Y 11M 7D/Male
 IP/Reg.No/UHID : IP22619/UHID144269 /UHID144269
 Report On : Jun 8 2023 1:06PM
 Bedcategory/Bed : SPECIAL/SPE-12
 Sponsor : ADITYA BIRLA HEALTH INSURANCE C
 Passport No. :
 Bill No : 504163
 Sample Collected : Jun 8 2023 12:57PM
 Sample Received : Jun 8 2023 12:57PM
 Referred By : Dr.ANKUR CHIMANLAL PRAJAPAT
 Consultant : Dr. Ankur Chimanlal Prajapati
 Verified On : Jun 8 2023 3:13PM
 Barcode No. : 361064

Test Name	Results	Units	Biological Reference
-----------	---------	-------	----------------------

CLINICAL PATHOLOGY

Urine Routine Micro

PHYSICAL EXAMINATION

Quantity	30	mL	
Colour	Pale Yellow		
Appearance	Hazy		

CHEMICAL EXAMINATION

PH	5.0		4.6-8.0
Specific Gravity	1.025		1.005-1.030
URINE PROTEIN	Trace		
Urine Sugar	Absent		
KETONES	Absent		
Blood	Present +++		
Bilirubin	Absent		
Urobilinogen	Normal		
Urine Bile Salts	Absent		
Urine Bile Pigments	Absent		

MICROSCOPIC EXAMINATION

Pus Cells	8-10/HPF		
Red blood Cells	40-50/HPF		
Epithelial cells	4-5/hpf		
Casts	Granular	/HPF	
	Cast(1-2)		
Crystals	Nil	/HPF	

-----End of Report-----

Ms. Renukaben Rathva

Dr. Manish
 Dr. Manish Haridas Patel
 MD PATHOLOGY
 Pathology

Prepared by

Reg No-G15110
 Verified By

Laboratory Tests are subject to technical limitations. Clinically correlation is necessary.

Print D & T : 08/06/2023 15:38.28

Page 1 of 1

Our other units:
 Ahmedabad | Botad | Chansad | Dabhoi | Mumbai | Surat



Patient Name : MR. GOUTAM KUMAR NASKAR
Age / Sex : 50Y 11M 8D/Male
IP/Reg.No/UHID : IP22619/UHID144269 /UHID144269
Report On : Jun 9 2023 6:45AM
Bedcategory/Bed N : SPECIAL/SPE-12
Sponsor : ADITYA BIRLA HEALTH INSURANCE CO
Passport No. :
Bill No : 504268
Sample Collected : Jun 9 2023 1:33AM
Sample Received : Jun 9 2023 1:37AM
Referred By : Dr. ANKUR CHIMANLAL PRAJAPATI
Consultant : Dr. Ankur Chimanlal Prajapati
Verified On : Jun 9 2023 9:51AM
Barcode No. : 361147

Test Name	Results	Units	Biological Reference
BIOCHEMISTRY			
Electrolyte			
Sodium(ISE)	↓ 134	mmol/L	135 - 155
Potassium(ISE)	4.1	mmol/L	3.5 - 5.5
Chloride	106	mmol/L	98 - 107
Bicarbonate(ISE)	24.8	mEq/L	21 - 30
Creatinine			
S. Creatinine(JAFFE'S KINETIC)	1.05	mg/dl	0.66 - 1.25
C - Reactive Protein (CRP)(Immuno Turbidometry)	↑ 83.39	mg/l	0.0 - 5.0

-----End of the Report-----

The Miracle Foundation

Dr. Manish Haridas Patel

Manish
Dr. Manish Haridas Patel
MD PATHOLOGY
Pathology

Prepared by

Reg No-G15110
Verified By

Laboratory Tests are subject to technical limitations. Clinically correlation is necessary.

int D & T : 09/06/2023 9:52:19

Page 1 of 1

Our other units:
Ahmedabad | Botad | Chagnad | Dabhoi | Mumbai | Surat



Patient Name	: MR. GOUTAM KUMAR NASKAR	Bill No	: 504268
Age / Sex	: 50Y 11M 8D/Male	Sample Collected	: Jun 9 2023 1:33AM
IP/Rag.No/UHID	: IP22619/UHID144289 /UHID144289	Sample Received	: Jun 9 2023 1:37AM
Report On	: Jun 9 2023 6:45AM	Referred By	: Dr.ANKUR CHIMANLAL PRAJAPATI
Bedcategory/Bed N	: SPECIAL/SPE-12	Consultant	: Dr. Ankur Chimania Prajapati
Sponser	: ADITYA BIRLA HEALTH INSURANCE CO	Verified On	: Jun 9 2023 9:51AM
Passport No.		Barcode No.	: 381146

Test Name	Results	Units	Biological Reference
HEMATOLOGY			
Complete Blood Counts			
Hemoglobin	↓ 8.2	gm/dl	12 - 15
RBC INDICES			
RBC Count	↓ 2.85	milliond/micro	4.7 - 6
PCV	↓ 25.0	L	
MCV	87.7	%	42 - 52
MCH	28.7	fL	81 - 98
MCHC	32.7	pg	27 - 31
RDW-CV	↑ 16.8	g/dl	32 - 36
Total WBC Count	↓ 3810	%	11.5 - 14.0
Differential Count		/ml	4000 - 10500
Neutrophils(Microscopic)	70	%	43 - 72
Lymphocytes	18	%	18 - 43
Eosinophils(Microscopic)	05	%	00 - 07
Monocytes	07	%	03 - 10
Platelet Count	154000	/cumm	150000 - 410000
Mean Platelet volume	11.4	fL	6.5 - 12.0
PCT	0.17	%	
PDW	16.3	%	

-----End of the Report-----

Dr. Manish Haridas Patel

Manish
Dr. Manish Haridas Patel
MD PATHOLOGY
Pathology

Prepared by

Reg No-G15110
Verified By

Laboratory Tests are subject to technical limitations. Clinically correlation is necessary.



Patient Name : MR. GOUTAM KUMAR NASKAR
Age / Sex : 50Y 11M 8D/Male
IP/Reg.No/UHID : IP22819/UHID144269 /UHID144269
Report On : Jun 12 2023 12:32PM
Bedcategory/Bed : SPECIAL/SPE-12
Sponsor : ADITYA BIRLA HEALTH INSURANCE C
Passport No. :
Bill No : 504306
Sample Collected : Jun 9 2023 10:12AM
Sample Received : Jun 9 2023 10:12AM
Referred By : Dr.ANKUR CHIMANLAL PRAJAPAT
Consultant : Dr. Ankur Chimaniel Prajapati
Verified On : Jun 12 2023 12:47PM
Barcode No. : 361248

Test Name	Results	Units	Biological Reference
-----------	---------	-------	----------------------

MICROBIOLOGY

Urine Culture Sensitivity

Sample

Specimen

URINE

Pus Cell

5 - 10 / hpf

Organism Isolated


No Pathogenic Organism isolated after 48 hrs aerobic incubation.

Remarks : Growth of Candida species present. May be colonizer of indwelling urinary catheter, if patient is catheterised. Kindly consider removal or changing of the catheter. Fungal Identification & Sensitivity testing on Vitek2 is available for Candida, as a separate test. If required please inform the lab.

-----End of Report-----

The Miracle Foundation

Dr. Nirav Pandya


Dr. Nirav Pandya
Microbiology

Prepared by

Verified By

Laboratory Tests are subject to technical limitations. Clinically correlation is necessary.

Print D & T : 12/06/2023 15:26:25

Page 1 of 1

Our other units:
Ahmedabad | Botad | Chansad | Dabhoi | Mumbai | Surat

